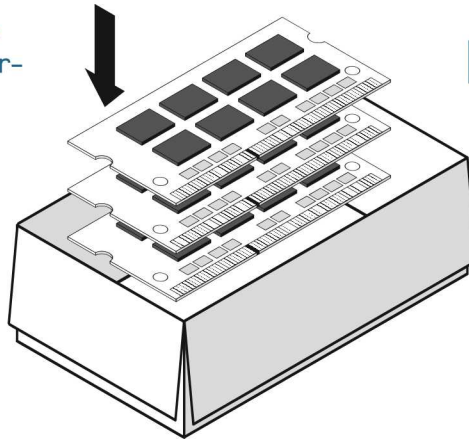


Guidance for packing NETWORKING EQUIPMENT RAM

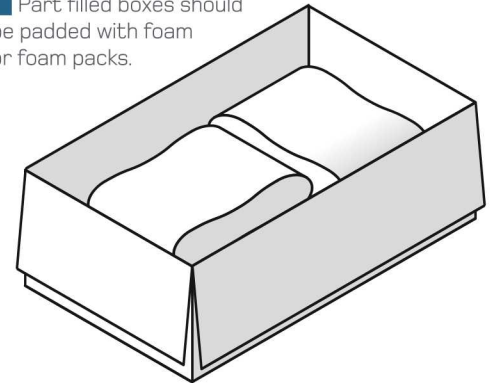
SAFETY FIRST

Always ensure that appropriate PPE is worn and work in a clutter-free area to prevent slips, trips and falls.

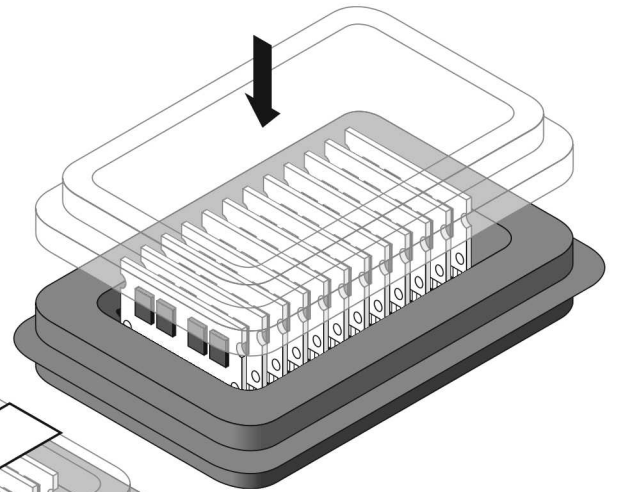
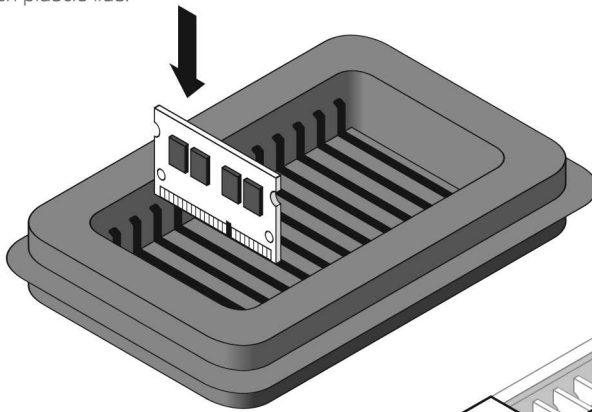
- 1** ■ **LOOSE RAM:**
Carefully stack RAM into an appropriately sized cardboard box, ensuring that the box is filled to capacity to prevent movement.



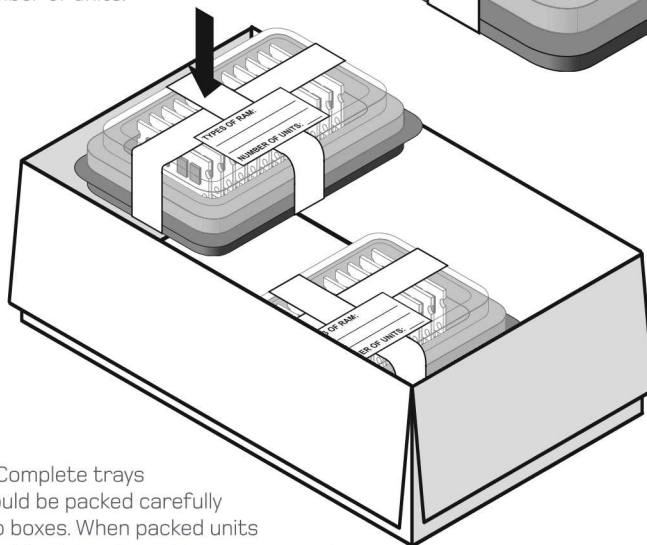
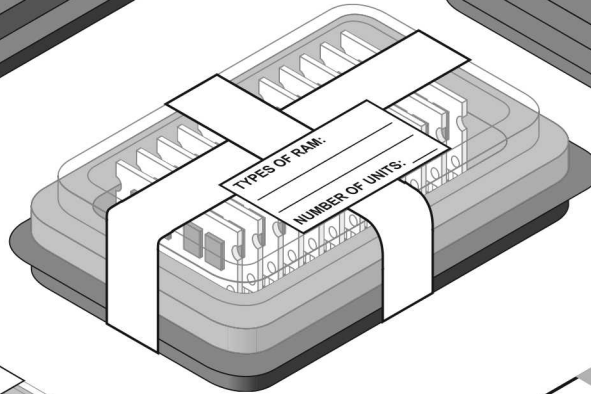
- 2** ■ Part filled boxes should be padded with foam or foam packs.



- 3** ■ **RAM REMOVED FROM UNITS:**
When removing working RAM from units during decommissioning specialist trays should be used. Stack RAM into trays and close with plastic lids.

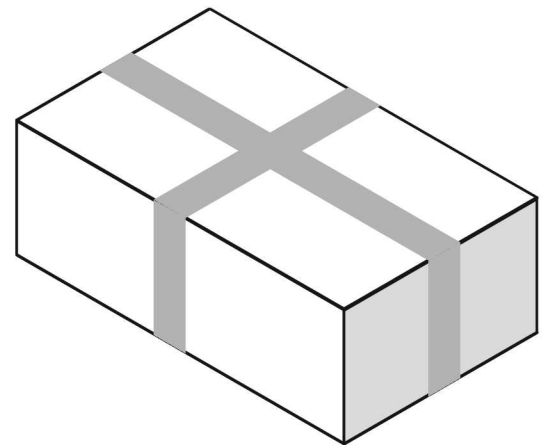


- 4** ■ Trays can be stacked up to 3 high and then securely taped. The secure stack of trays needs to be placed in an anti-static bag and wrapped tightly. Stacks should be labelled with types of RAM and number of units.



- 5** ■ Complete trays should be packed carefully into boxes. When packed units should not be allowed to move around in the box whatsoever. Any space should be filled with foam or foam packs to prevent movement during transit.

- 6** ■ Shipping grade boxes should be used. When packed, seal the box with packing grade tape.



When possible please reuse or recycle packaging materials

simsrecycling.com/reuse/logistics